

Castles and Fairy Tales

Our Learning Journey Autumn Term Year 1



Key Texts

- ★ Leaf – by Sandra Dieckmann
- ★ A range of tradition fairy tales
- ★ Retell a fairytale in your own words.
- ★ What do all fairy tales have in common?
- ★ Can you create a new fairy tale?

Phonics

- ★ To recognise a grapheme.
- ★ To link a grapheme to its matching phrase (start the car – ar, whirl and twirl – ir)
- ★ To decode words using phonic strategies.
- ★ To read accurately by blending sounds in unfamiliar words .


Why not check out:
<https://www.phonicsplay.co.uk/>



Reading

- ★ To re-read books to build up fluency and confidence.
- ★ To begin to read common exception words.
- ★ To listen to and discuss a wide range of poems, stories and non-fiction to develop new vocabulary.
- ★ To discuss the significance of the title and events within a story.
- ★ To predict what might happen on the basis of what has been read so far.
- ★ To participate in discussions about what is read to them, taking turns and listening to what others say.

Speed Sounds Set 2



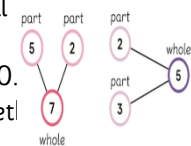
English Learning:

- ★ To learn to sit correctly at a table.
- ★ To hold a pencil comfortably and correctly.
- ★ To begin to form lower-case letters in the correct direction, starting and finishing in the right place.
- ★ To form digits 0-9 with the correct orientation (remember to start each number from the top).
- ★ To become familiar with key fairy stories and traditional tales, retelling them and considering their particular characteristics.
- ★ To recognise and join in with predictable phrases ('You can't catch me, I'm the Gingerbread Man').

Maths Learning:

We will explore the key skills of:

- ★ Recognising, reading and writing numbers to 10 in numerals and words.
- ★ Comparing 2 sets of objects using key vocabulary (same as, smaller than or greater than).
- ★ Using 'part-part whole' strategy the children will master number bonds within 10.
- ★ Counting on method to add.
- ★ Counting back method within 10 to subtract.
- ★ Recognising that a set of 3 numbers make a fact family (2+3=5, 3+2=5)



You could support your child's learning at home by:

- ★ Number hunt - how many numbers can you find in your local/home environment?
- ★ Counting a set of objects/toys accurately.
- ★ Re-read books to build up their fluency and confidence in word reading.

History Learning:

- ★ Remembrance day - to identify what we wear to remember and what we do on this day.
- ★ To identify parts of a castle.

What jobs happen in a castle?

Geography Learning:

- ★ To create a map.
- ★ To describe the location of features and routes on a map.
- ★ To use simple compass directions and directional language.
- ★ To name the five oceans.
- ★ Identifying the countries in the UK



Science Learning:

During the year we will look at the changes across the four seasons. We will describe the weather linked to each season.

- ★ To explore everyday materials (wood, metal, plastic).
- ★ To identify the difference between an object and a material.
- ★ To identify and name everyday materials.
- ★ To describe the properties of everyday materials.
- ★ To compare materials.
- ★ To group materials according to its properties.

Can objects be made out of more than one material?

Are all materials waterproof?

What does absorbant mean?



Computing Learning:

We are Treasure Hunters:

- ★ To use a simple algorithm.

We are Painters

- ★ To be able to use an ipad to create an image.
- ★ To be able to log onto the VLE.
 - ★ To use technology safely and respectfully, keeping personal information private; identify where to go for help and support when they have concerns about content or contact on the internet or other online technologies.

Can you log on to the VLE?

Can you turn on a computer?

Can you use a simple drawing app?

Art Learning:

Drawing:

- ★ To use a variety of drawings tools.
- ★ To explore different textures through pencil techniques.

Colour:

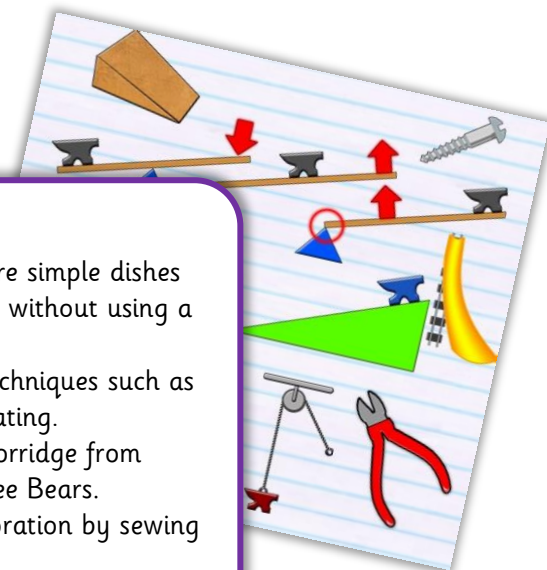
- ★ To name all the colours
- ★ To mix colours.
- ★ To explore the work of famous artists.

Can I use different drawing tools to create texture?

DT Learning:

- ★ To know how to prepare simple dishes safely and hygienically, without using a heat source.
- ★ To know how to use techniques such as cutting, peeling and grating.
- ★ Evaluate the taste of porridge from Goldilocks and the Three Bears.
- ★ Make a Christmas decoration by sewing and evaluate it.

What is the difference between cutting, peeling and grating?



RE Learning:

Through our 'To Know You More Clearly' programme, we are going to be starting the year our topic, Creation and Covenant'. We will move on to 'Prophecy and Promise' towards Christmas.

Our key questions are:

How was the world made? How does God show me that he loves me?

RSHE Learning:

All about me:

- ★ To be able to explain why my class is a happy place.
- ★ To be able to describe the ingredients of good learning.

Differences:

- ★ To be able to discuss why we are special.
- ★ To be able to explain what bullying is and how it might feel.